

Miami-Dade Airports System

- Miami International Airport - MIA
- Miami-Opa locka Executive Airport - OPF
- Miami Executive Airport - TMB
- Miami Homestead General Aviation Airport - X51
- Dade-Collier Training and Transition Airport - TNT

Miami International Airport

Land area:	3,230 acres
Runways:	9-27: 13,016'
	8R-26L: 10,506'
	12/30: 9,355'
	8L-26R: 8,600'

Terminal: MIA's Central, South and North Terminals encompass over 7.9 million square feet of space.

Terminal	Sq. Ft. (millions)
North	3.80
Central	2.15
South	2.00
Total	7.95

The North, Central and South Terminals have a total of 135 gates, with 101 international capable gates and 20 domestic gates, and a total of 624 ticket counters.

MIA Rankings for 2023:

Among U.S. Airports		Among Worldwide Airports	
1st	Int'l Freight	6th	Int'l Freight
2nd	Int'l Passengers	33rd	Int'l Passengers
3rd	Total Cargo (Freight + Mail)	6th	Total Cargo (Freight + Mail)
3rd	Total Freight	6th	Total Freight
9th	Total Number of Operations	12th	Total Number of Operations
10th	Total Passengers	25th	Total Passengers

Source: ACI Worldwide

MIA Year-End Traffic Figures 2024:

	Domestic	International	Total
Passengers	30,762,231	25,164,335	55,926,566
Freight (Tons)	474,867	2,533,849	3,008,715
Total Operations (FAA Tower Data)			485,448

MIA FUTURE READY

Capital Improvement Program:

MIA is receiving an unprecedented investment of \$7 billion in capital improvements and \$1.7 billion in maintenance upgrades over the next 10 years, paving the way for future growth in passenger and cargo traffic at MIA - projected to reach 77 million travelers and more than four million tons of freight by the year 2040.

Sub-Programs include:

- *Central Terminal redevelopment
- *Concourse "F" modernization
- *North Terminal redevelopment
- *South Terminal expansion (New Concourse K)
- *Expanded cargo aircraft parking positions and cargo handling facilities
- *New privately funded airport hotel

Modernization in Action (M.I.A.) Plan:

Key projects include:

- *Renovation of passenger loading bridges, public bathrooms, and conveyance units in phases over the next 5-7 years
- *Parking garage improvements
- *Security Enhancements
- *Electrical Infrastructure

Economic Impact

- * MIA is a leading economic engine for Miami-Dade County and for the State of Florida.
- * Miami International Airport (MIA) and four general aviation (GA) airports in the Miami area, together generate \$118 billion in business revenue and support nearly 700,000 direct, indirect, induced and related jobs.

MIA Carriers and Destinations:

MIA's Top Airlines (February 2025):

Total Passengers		Total Freight	
American	2,420,966	Atlas	42,643
Delta	315,256	LATAM	24,579
Envoy	236,468	Tampa Cargo	24,079
United	168,043	Amerijet	22,107
Spirit	123,845	LANCO	17,890

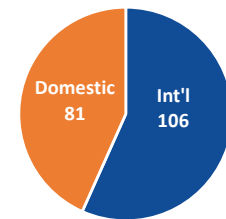
Source: MDAD Finance Statistics

Month of March 2025:

187 Non-Stop Passenger Destinations

95 Total Airlines	
US	34
Int'l	61
Scheduled	80
Charter	15
Passenger	57
Cargo*	42

*Includes passenger carriers providing separate freighter scheduled service



Keeping MIA Competitive (Passenger)

Global Entry: MIA is utilizing the newest Global Entry technology in North and South terminals that leverages on-the-move facial comparison technology for a Seamless Border Entry.

Biometric Facial Comparison

(Inbound Passengers): Offered in all Terminals to all international arriving passengers.

Biometric Facial Comparison

(Outbound Passengers): Currently offered at most gates in the South and Central Terminals. Also expanding to the North Terminal.

TSA Checkpoint 3-D Scanning:

Provides improved explosives detection capabilities at the checkpoint.

Mobile Passport Control: Offered in all Terminals to US Citizens, lawful permanent residents, Canadian B1/B2 citizen visitors, and returning Visa Waiver Program travelers with an approved ESTA.

myMIAccess: An airport initiative offering passengers with disabilities a dedicated platform for accessing services, amenities, and information when traveling through Miami International Airport. myMIAccess programs include the multisensory rooms, wheelchair charging stations, hidden disabilities sunflower lanyards, and Aira - a wayfinding app for passengers who need visual assistance.

New Airlines CY 2025:

- Arajel:** Santo Domingo (April) Punta Cana (June)
- Icelandair:** Reykjavik, Iceland (October)
- Volaris Costa Rica:** San Jose, Costa Rica (July)

New Year-Round Service:

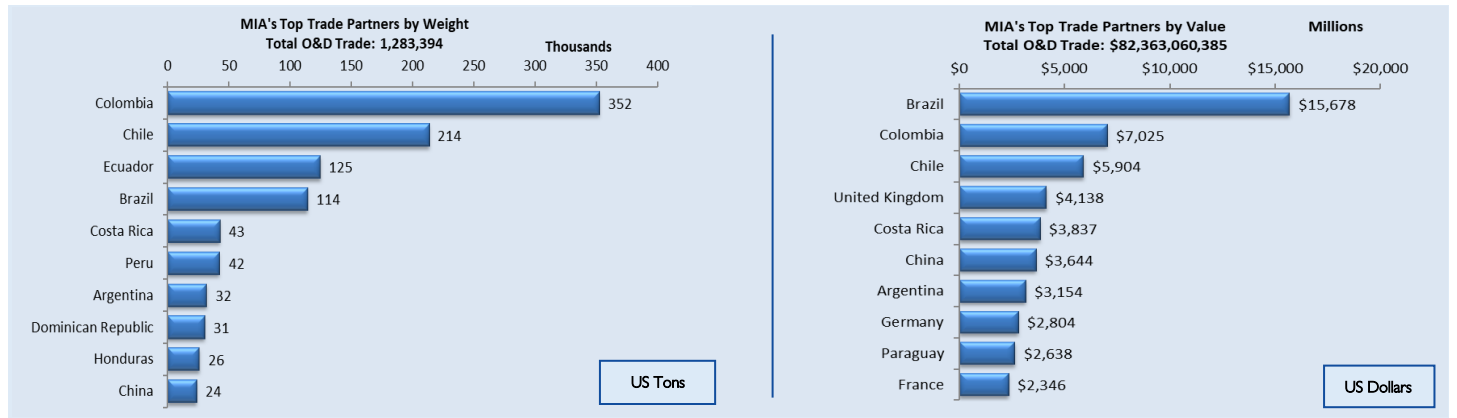
- American Airlines:** South Caicos (March)
- Avianca:** San Jose, Costa Rica (March)
- Avianca:** Guatemala City, Guatemala (May)
- GOL:** Belem, Brazil (June)
- Volaris:** Monterrey, Mexico (March)
- Volaris El Salvador:** San Jose, Costa Rica (July)

MIA Discover:

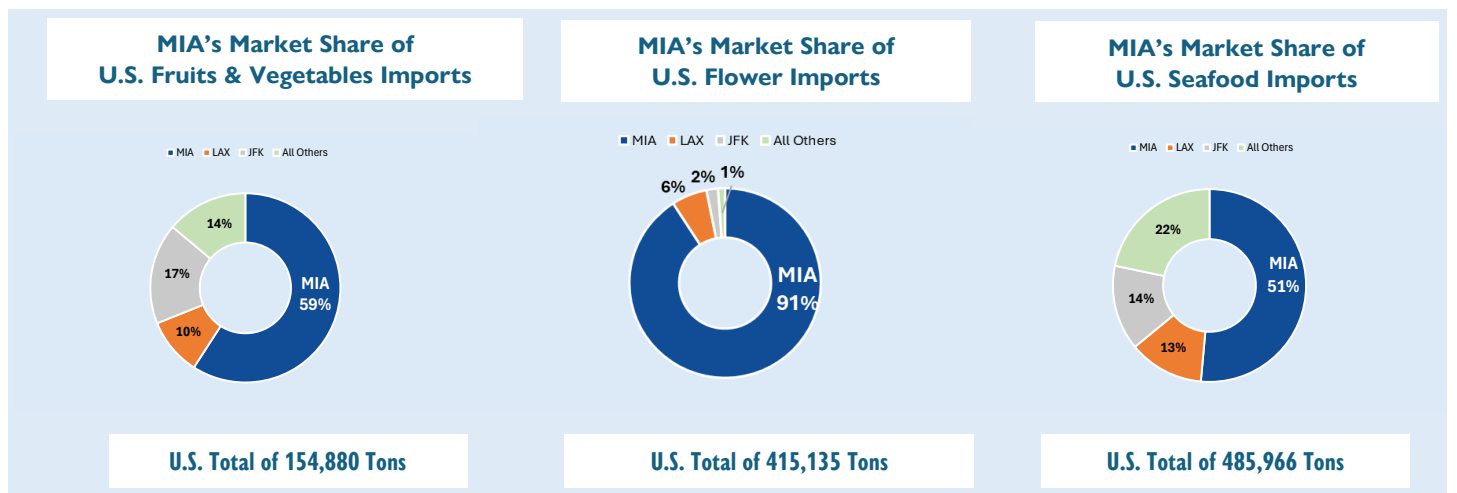
MIA's travel planning tool at MIADISCOVER.com.

- *Non-stop network map
- *Flight schedule and direct booking with airlines
- *Discover destinations – information, videos and reviews

MIA's Top Trade Partners CY 2024 (Preliminary)



MIA's Market Share of U.S. Perishable Imports - CY 2024 (Preliminary) 66% of U.S. Total of 1,120,405 Tons



Keeping MIA Competitive (Cargo)

Pharma:

MIA became the first IATA designated "Pharma Hub Airport" in North America for developing a CEIV community of companies. This designation underscores MIA's leading role as both a safe and efficient global logistics hub for high-value, temperature-sensitive pharmaceuticals. Working with MIA, a total of 9 companies have obtained the IATA CEIV pharma certification.

Foreign Trade Zone (FTZ):

The MIA FTZ magnet site offers on-airport businesses the opportunity to build their competitive advantage by reducing, deferring or even eliminating trade duties. An extension of Miami-Dade County's existing FTZ 281 granted to PortMiami, the MIA FTZ is ideally suited for import/export-driven businesses. Contact marketing@flymia.com for more information.

Cargo Flight Tracker:

Available on the MIA website – www.miami-airport.com/home-cargo.asp
Click on the "Cargo Flight Information" link and locate your flight and see real time information on where your cargo is.

Cargo Facilities

Cargo: MIA's cargo facilities encompass twenty-four (24) cargo buildings with approximately 2.8 million square feet of warehouse space. Apron space is approximately 5.4 million square feet, with 74 aircraft parking positions.

MIA Cargo Clearance Center: Centralizes the functions of CBP providing for trade documentation processing.

MIA Animal & Plant Health Inspection Service (APHIS) Facility: Houses the Veterinary Services' import and export operations.

